



## NC JIG WELDING MACHINES

Weld just about any wire and sheet metal product. Just in time.

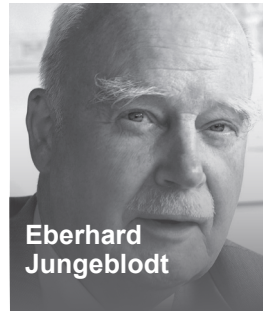




Clemens  
Jungeblodt sen.



Clemens  
Jungeblodt



Eberhard  
Jungeblodt

## IDEAL – The Pioneering Spirit of a Medium-Sized Company

In december 1923 the family business was founded - at that time under the name Elektro Apparate Bau GmbH (EAB). After a short time the company name changed and already the first electrical apparatuses were called IDEAL.

The name IDEAL is composed of „Jungeblodt Deutschland Elektro Apparatebau Lippstadt“, but one day the J became the I. In 1970, EAB was officially renamed IDEAL-Werk C.+E. Jungeblodt GmbH+Co. KG. Since then, the name IDEAL has stood for constant innovation and quality in mechanical and plant engineering. The company's core competence is resistance welding. In 2020, Dorothee Jungeblodt and Max Clemens Jungeblodt step down as managing directors and lead the company as third-generation shareholders.

In the same year, Dipl.-Ing. Katrin Goldhahn takes over the management and leads the company with a wealth of knowledge and experience.

The expansion of the European business and the advancement of digitalization - two major and important topics of the strategy, which drives the company under the leadership of Mrs. Goldhahn. Of course, the corporate strategy also includes the topic of sustainability. This means, for example, saving raw materials and using renewable energies. The installation of a photovoltaic system will be successfully completed in 2022.



The shareholders:  
Dorothee Jungeblodt and  
Dipl.-Ing. Max Clemens Jungeblodt



The management:  
Dipl.-Ing. Katrin Goldhahn



## The IDEAL world of welding Innovation, quality and passion at IDEAL!



Since our foundation in 1924, we proudly stand for constant innovation and outstanding quality in mechanical and plant engineering. As a family business in its third generation, we are firmly anchored in our values and traditions.

Our core expertise is in resistance welding. With years of experience and expertise, we are leaders in this field and offer customised solutions for a wide range of applications. Our ultra-modern and high-performance welding machines enable our customers to connect worlds with each other.

We are proud of the fact that we not only offer products, but also comprehensive services. From consulting and planning to installation and maintenance, we are at our customers' side. Our experts work closely with our partners to fulfil their individual requirements and meet their individual requirements and achieve optimum results.

But IDEAL is not just about machines and technology. We want to shape the everyday lives of our partners for a lifetime. With our innovative products, services and data, we create an ideal world of welding. We set trends and shape developments in the industry.

We cordially invite you to find out more about us and our welding machines. Discover how our passion for quality and innovation are changing the world of welding.

Please contact us for further information or a personal consultation.

## Your reliable service

We help you quickly and easily with the selection and ordering of spare parts. Provision of spare and wear parts lists for stocking.



### Inhouse repairs

When we receive your machine, it will be checked by our IDEAL service technicians and a cost estimate will be prepared:

After approval of the cost estimate, the repair will be carried out.



### Maintenance and inspections

For this we can offer you the following:

**Maintenance contracts** (Our service technicians maintain your machines at your plant)

**Installation services** (Should a repair still be necessary at your site, we provide a fast and reliable repair service)



### Digital remote maintenance

IDEAL can intervene in a supportive manner with remote access in the event of a fault. For this purpose, we recommend digital remote maintenance to our customers.

The use of a router with PLC interface and a CLOUD service is essential so that the IDEAL service technician can connect to the machine.



### Assisted Reality audiovisual service from IDEAL

Safe, fast, inexpensive and very close – IDEAL's audio visual service makes machine maintenance child's play and repair a simple exercise.

Downtime is minimised with the Assisted Reality connection. Our customers are supported via mobile phone, tablet or virtual data glasses by our service engineers in the best possible way.

With live audiovisual transmission, our specialists receive detailed information allowing them to swiftly identify problems and to quickly correct them with the aid of instructions and projection.



### Upgrades - Retrofit

If your IDEAL machine is getting on in years - we can offer you „upgrades“ for it:

- Control conversion (S7 or also Schneider > Siemens)
- Router with interface (Siemens requirement)
- New stop system (BAS 300 series)
- Thyristor shutdown (series)
- NC underwire feeding (retrofitable to all underwire machines of the type GAM 530)
- Welding control conversion

### Our machine talks IDEAL 4.0

Via the internationally known communication medium OPC-UA, we are able to provide all production-relevant and all energy-relevant data of the production infrastructure.

As an option, a „monitoring function“ is possible via WLAN.








# NC jig welding machines

NC jig welding machines from IDEAL are widely used in the wire and sheet metal goods industry. Leading companies utilize these machines for preference so as to manufacture their products in a flexible and economic way.

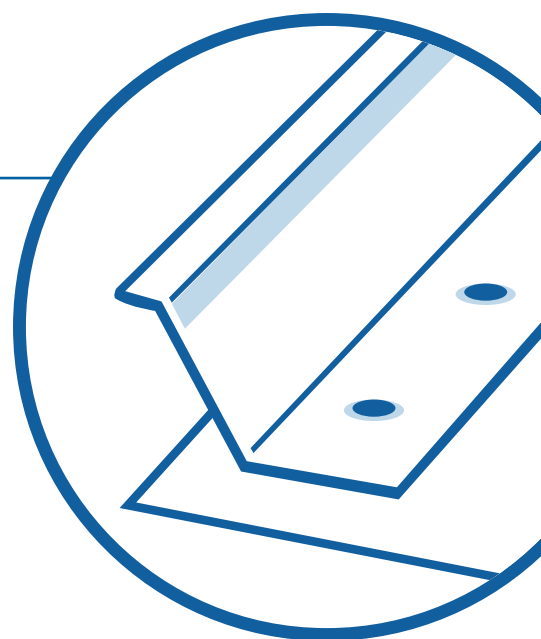
The machines of type VERSAWELD® CSR are characterized by their wide variety and a very high degree of flexibility. The modular design of the machines allows the individual implementation of customer- and even product-specific requirements through the use of various options that relate to actual practice.

## Typical applications

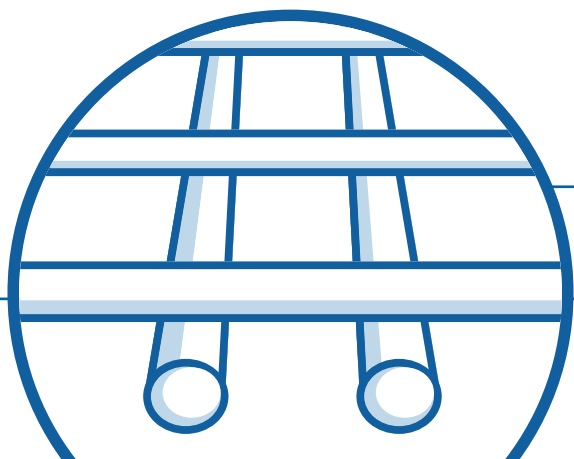
- Animal cages
- Automotive applications
- Containers and cabinets on wheels
- Decorative fencing
- Dishwasher baskets
- Forge-welded gratings
- Gabions and stone boxes
- Industrial gratings and mesh
- Mesh panel fences
- POS stands and display articles
- Pull-outs, drawers and fittings
- Protective gratings and meshes
- Racks and grills for ovens and cookers
- Safety fences
- Shelving systems
- Shopfitting
- Supermarket trolleys
- Switch cabinets
- Transport and logistics
- White goods
- Wire baskets



Sheet metal products



Wire products



## High tech as standard

The VERSAWELD® CSR NC jig welding machines are characterized by a wide variety of application options and simple handling. Products made of wire and/or sheet metal are placed into jigs on the rotary table that is served manually.


While the products are being manufactured on the one table side, the operator loads or unloads the other side. This allows optimal utilization of the machine and minimizes down- time. Both sides of the table can be programmed independently of one another. Product changes and new set-ups are possible within a very short time thanks to the intuitive form of programming and the use of the corresponding templates or jigs.

IDEAL offers a wide range of various table versions and loading facilities. The shape and dimensions of the product jigs can be matched individually to the particular requirement.


Through the use of NC-controlled axes the machine can be programmed and controlled in the X-, Y- and Z-directions to achieve precise positioning. The result is a high degree of precision and the best possible welding quality.




**Programming unit (HMI)**  
7,5" touchscreen  
online documentation  
and support




**Rotary table**  
± 180° rotatable  
swiveling - ergonomics





**Z-axis (NC) top**  
Travel  
200 mm / 400 mm



**X-axis (NC)**  
Travel  
2000 mm / 4000 mm - CSR 102  
2000 mm / 3000 mm - CSR 105



**Y-axis (NC)**  
Travel  
1200 mm - CSR 102  
1500 mm - CSR 105



**Welding transformer**  
50 Hz direct current (DC), einphasig  
1000 Hz medium frequency (MFDC)





**Welding cylinder**  
expandable up to  
4 units - CSR 102  
8 units - CSR 105



**Rotating electrode (NC)**  
stepless 0 - 360°




**Welding gun**  
incl. Z-axis (NC) on top  
X-design / C-design  
stepless 0 - 315°



**Z-axis (NC) down**  
Travel  
200 mm

**Underframe**  
Torsionally stiff  
Smooth running



## The new CSR, even more sustainable, even more flexible!


The new CSR 102 and 105 with servo-driven welding presses significantly minimises energy consumption and at the same time increases flexibility in product geometry and jig construction.

Due to the exchange of the pneumatic welding devices to the separately driven servo welding presses, the complete pneumatic supply on the CSR is no longer necessary.

This reduces the maintenance effort and also the energy costs as the welding process works completely without compressed air.

Plug and Play the Piano!

Play  
the Piano!





IDEAL CSR 102 NC



Play the Piano


## Options and accessoires

The requirements of our customers and the market – in conjunction with constant development and refinement – form the basis for the accessories for our NC jig welding machines. All our equipment has modular design and can be adapted to suit particular requirements by using the appropriate, well-tested accessories.


Our wide range of accessories offers the possibility to customize your welding machine individually and suit your production process – now and in the future.

The various accessory elements can also be retrofitted and provide you the certainty that the welding machine is set up ready to handle future tasks. This security of investment and the ability to react in a flexible manner to your market requirements can be achieved by upgrading or converting your system.

In addition to classical software updates we can also offer an upgrade of the switch cabinet or electronic components.






Welding gun and rotary electrode enable a larger product portfolio



4 welding cylinder units and tongs




Programmable NC rotary head; 0-360°



## Custom solutions – from the idea to the realization

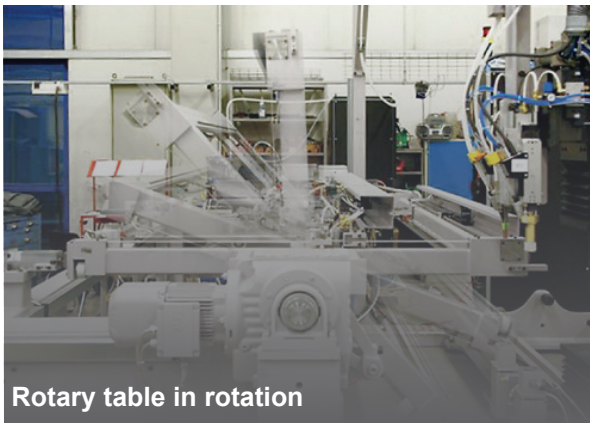
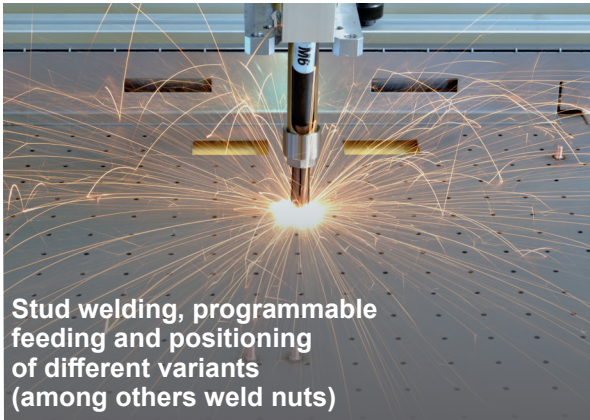
Working on the basis of the well-proven VERSA-WELD® CSR machine concept, we proudly realize custom solutions – tailored to the individual tasks and requirements of your market or needs. Our know-how supports also complete solutions and manufacturing lines in different dimensions.

Our highly capable team of engineers, designers and technicians would be always pleased to give you all the advice and practical support in realizing your project. The requirements are determined and planned while working in close collaboration with you.



## Please feel free to contact us!

In about 100 years IDEAL has achieved a well-known name in the market and developed and designed a correspondingly large number of welding machines.



# ideal<sup>®</sup>



**IDEAL Welding Systems L.P.**

3294 Pyramid Drive  
Rockford, IL 61109, USA

Phone +1 (815) 874 4349  
Fax +1 (815) 874 4015

[www.idealweld.com](http://www.idealweld.com)